




District Health Assessment for Multiple District 301 through February 2025

		Clubs							Membership							Member Strength		Cancellation		Reports			Finance	Leadership			
District Name	Status/ Number of Months in Status *	Active Clubs	Clubs in Status Quo	Total Clubs	% Status Quo Clubs in Financial Suspension	New Clubs	Cancelled Clubs	YTD Net Club Gain/Loss	Current Members In Active Clubs	Current Members In Status Quo Clubs	Current Total Members Count	YTD Add	YTD Drop	YTD NetGrowth (includes Active and Status Quo)	YTD NetGrowth% (includes Active and Status Quo)	Member Count 12 Months Ago	Average Member Count Per Club	% of Clubs with less than 20 members	Average Cancelled Club Age	Members Lost Due to Cancelled Clubs	% of Clubs Reporting Service	% No MMR in 3 Months	% No Officer Report in 12 months	% of Clubs with balance 90+ days	Number of Zone Chairs Recorded	Number of Region Chairs Recorded	District Officers Vacancies **
301A2	T(24)	90	3	93	100%	1	9	-8	3326	57	3383	424	440	-16	-0.47%	0	37	16%	24	230	80%	42%	3%	8%	30	13	
301A3		32	0	32	0%	0	1	-1	985	0	985	63	89	-26	-2.57%	0	31	25%	7	0	59%	63%	19%	16%	9	3	
301A4	T(19)	32	0	32	0%	0	0	0	1113	0	1113	81	79	2	0.18%	0	35	19%	0	0	41%	72%	3%	25%	16	8	
301 B1		46	0	46	0%	3	1	2	1398	0	1398	252	142	110	8.54%	0	30	30%	10	23	100%	43%	0%	13%	16	8	
301 B2		41	0	41	0%	1	2	-1	1280	0	1280	229	172	57	4.66%	0	31	24%	8	30	59%	46%	5%	15%	13	6	
301 C		54	1	55	100%	6	1	5	1982	0	1982	556	163	393	24.73%	0	37	18%	5	7	91%	38%	0%	13%	11	4	
301D1		63	0	63	0%	6	2	4	1636	0	1636	289	226	63	4.01%	0	26	37%	1	90	54%	46%	2%	11%	14	7	
301D2		83	0	83	0%	2	16	-14	1835	0	1835	165	863	-698	-27.56%	0	22	47%	7	349	22%	47%	20%	20%	15	5	
301 E		65	0	65	0%	15	3	12	2326	0	2326	731	386	345	17.42%	0	36	14%	42	29	57%	45%	3%	20%	18	1	
		506	4	510	100%	34	35	-1	15881	57	15938	2790	2560	230	1.46%	0	31	26%	14	758	62%	47%	6%	15%	142	55	




District Health Assessment for Multiple District 308 through February 2025

District Name	Status/ Number of Months in Status *	Clubs							Membership							Member Strength		Cancellation		Reports			Finance		Leadership		
		Active Clubs	Clubs in Status Quo	Total Clubs	% Status Quo Clubs in Financial Suspension	New Clubs	Cancelled Clubs	YTD Net Club Gain/Loss	Current Members In Active Clubs	Current Members In Status Quo Clubs	Current Total Members Count	YTD Add	YTD Drop	YTD NetGrowth (includes Active and Status Quo)	YTD NetGrowth% (includes Active and Status Quo)	Member Count 12 Months Ago	Average Member Count Per Club	% of Clubs with less than 20 members	Average Cancelled Club Age	Members Lost Due to Cancelled Clubs	% of Clubs Reporting Service	% No MMR in 3 Months	% No Officer Report in 12 months	% of Clubs with balance 90+ days	Number of Zone Chairs Recorded	Number of Region Chairs Recorded	District Officers Vacancies **
308 A2		96	0	96	0%	2	2	0	2779	0	2779	305	94	211	8.22%	0	29	25%	19	6	78%	55%	1%	0%	20	8	
308 B1		69	0	69	0%	1	4	-3	1993	0	1993	213	150	63	3.26%	0	29	32%	7	65	84%	45%	0%	3%	15	6	
308 B2		131	1	132	100%	2	5	-3	3877	22	3899	411	296	115	3.04%	0	30	38%	4	79	80%	48%	1%	6%	26	9	
308 B3		66	0	66	0%	3	0	3	2357	0	2357	344	92	252	11.97%	0	36	15%	0	0	95%	36%	2%	2%	15	7	
		362	1	363	100%	8	11	-3	11006	22	11028	1273	632	641	6.17%	0	30	29%	8	150	83%	47%	1%	3%	76	30	




District Health Assessment for Multiple District 310 through February 2025

		Clubs							Membership							Member Strength		Cancellation		Reports			Finance	Leadership			
District Name	Status/ Number of Months in Status *	Active Clubs	Clubs in Status Quo	Total Clubs	% Status Quo Clubs in Financial Suspension	New Clubs	Cancelled Clubs	YTD Net Club Gain/Loss	Current Members In Active Clubs	Current Members In Status Quo Clubs	Current Total Members Count	YTD Add	YTD Drop	YTD NetGrowth (includes Active and Status Quo)	YTD NetGrowth% (includes Active and Status Quo)	Member Count 12 Months Ago	Average Member Count Per Club	% of Clubs with less than 20 members	Average Cancelled Club Age	Members Lost Due to Cancelled Clubs	% of Clubs Reporting Service	% No MMR in 3 Months	% No Officer Report in 12 months	% of Clubs with balance 90+ days	Number of Zone Chairs Recorded	Number of Region Chairs Recorded	District Officers Vacancies **
310 A1	T(24)	47	0	47	0%	1	0	1	753	0	753	104	119	-15	-1.95%	0	16	66%	0	0	40%	34%	9%	0%	10	4	
310 A2	T(23)	41	0	41	0%	1	3	-2	1161	0	1161	169	127	42	3.75%	0	28	39%	4	18	66%	32%	0%	7%	0	0	GLT
310 B		40	0	40	0%	1	0	1	1254	0	1254	131	59	72	6.09%	0	31	20%	0	0	53%	43%	5%	0%	9	3	
310 C	T(24)	42	0	42	0%	0	1	-1	1138	0	1138	96	95	1	0.09%	0	27	40%	9	12	64%	60%	0%	0%	10	0	GMT,GST
310 D		71	0	71	0%	2	1	1	1469	0	1469	184	118	66	4.70%	0	21	46%	3	0	10%	61%	1%	0%	16	8	
310 E		65	0	65	0%	2	0	2	1262	0	1262	169	129	40	3.27%	0	19	57%	0	0	22%	57%	0%	2%	14	7	
		306	0	306	0%	7	5	2	7037	0	7037	853	647	206	3.02%	0	23	46%	5	30	38%	49%	2%	1%	59	22	




District Health Assessment for District 204 through February 2025

		Clubs							Membership							Member Strength		Cancellation		Reports			Finance	Leadership			
District Name	Status/ Number of Months in Status *	Active Clubs	Clubs in Status Quo	Total Clubs	% Status Quo in Financial Suspension	New Clubs	Cancelled Clubs	YTD Net Club Gain/ Loss	Current Members In Active Clubs	Current Members In Status Quo Clubs	Current Total Members Count	YTD Add	YTD Drop	YTD NetGrowth (includes Active and Status Quo)	YTD NetGrowth% (includes Active and Status Quo)	Member Count 12 Months Ago	Average Member Count Per Club	% of Clubs with less than 20 members	Average Cancelled Club Age	Members Lost Due to Cancelled Clubs	% of Clubs Reporting Service	% No MMR in 3 Months	% No Officer Report in 12 months	% of Clubs with balance 90+ days	Number of Zone Chairs Recorded	Number of Region Chairs Recorded	District Officers Vacancies **
204	P	39	0	39	0%	7	0	7	1290	0	1290	312	135	177	15.90%	0	33	21%	0	0	85%	38%	0%	3%	9	3	
		39	0	39	0%	7	0	7	1290	0	1290	312	135	177	15.90%	0	33	21%	0	0	85%	38%	0%	3%	9	3	



District Health Assessment for District 309 through February 2025

		Clubs							Membership							Member Strength		Cancellation		Reports			Finance	Leadership			
District Name	Status/ Number of Months in Status *	Active Clubs	Clubs in Status Quo	Total Clubs	% Status Quo in Financial Suspension	New Clubs	Cancelled Clubs	YTD Net Club Gain/Loss	Current Members In Active Clubs	Current Members In Status Quo Clubs	Current Total Members Count	YTD Add	YTD Drop	YTD NetGrowth (includes Active and Status Quo)	YTD NetGrowth% (includes Active and Status Quo)	Member Count 12 Months Ago	Average Member Count Per Club	% of Clubs with less than 20 members	Average Cancelled Club Age	Members Lost Due to Cancelled Clubs	% of Clubs Reporting Service	% No MMR in 3 Months	% No Officer Report in 12 months	% of Clubs with balance 90+ days	Number of Zone Chairs Recorded	Number of Region Chairs Recorded	District Officers Vacancies **
309		106	4	110	100%	2	0	2	3393	33	3426	475	272	203	6.30%	0	32	42%	0	0	47%	54%	5%	8%	27	9	
		106	4	110	100%	2	0	2	3393	33	3426	475	272	203	6.30%	0	32	42%	0	0	47%	54%	5%	8%	27	9	



District Health Assessment for Ident 5843 - CAMBODIA,KINGDOM OF - UND through February 2025

Status/ District Name of Months in Status *		Clubs							Membership							Member Strength		Cancellation		Reports			Finance	Leadership		
		Active Clubs	Clubs in Status Quo	Total Clubs	% Status Quo in Financial Suspension	New Clubs	Cancelled Clubs	YTD Net Club Gain/ Loss	Current Members In Active Clubs	Current Members In Status Quo Clubs	Current Total Members Count	YTD Add	YTD Drop	YTD NetGrowth (includes Active and Status Quo)	YTD NetGrowth% (includes Active and Status Quo)	Member Count 12 Months Ago	Average Member Count Per Club	% of Clubs with less than 20 members	Average Cancelled Club Age	Members Lost Due to Cancelled Clubs	% of Clubs Reporting Service	% No MMR in 3 Months	% No Officer Report in 12 months	% of Clubs with balance 90+ days	Number of Zone Chairs Recorded	Number of Region Chairs Recorded
Ident 5843 - CAMBODIA,KING DOM OF		3	0	3	0%	0	0	70	0	70	17	15	2	2.94%	0	23	33%	0	0	33%	67%	0%	0%	0	0	
		3	0	3	0%	0	0	70	0	70	17	15	2	2.94%	0	23	33%	0	0	33%	67%	0%	0%	0	0	



District Health Assessment for Ident 5845 - REP OF THE UNION OF MYANMAR - UND through February 2025

Status/ District Name of Months in Status *		Clubs							Membership							Member Strength		Cancellation		Reports			Finance	Leadership			
		Active Clubs	Clubs in Status Quo	Total Clubs	% Status Quo in Financial Suspension	New Clubs	Cancelled Clubs	YTD Net Club Gain/ Loss	Current Members In Active Clubs	Current Members In Status Quo Clubs	Current Total Members Count	YTD Add	YTD Drop	YTD NetGrowth (includes Active and Status Quo)	YTD NetGrowth% (includes Active and Status Quo)	Member Count 12 Months Ago	Average Member Count Per Club	% of Clubs with less than 20 members	Average Cancelled Club Age	Members Lost Due to Cancelled Clubs	% of Clubs Reporting Service	% No MMR in 3 Months	% No Officer Report in 12 months	% of Clubs with balance 90+ days	Number of Zone Chairs Recorded	Number of Region Chairs Recorded	District Officers Vacancies **
Ident 5845 - REP OF THE UNION OF MYANMAR		1	0	1	0%	0	1	-1	20	0	20	0	20	-20	-50.00%	0	20	0%	6	20	0%	100%	0%	0%	0	0	
		1	0	1	0%	0	1	-1	20	0	20	0	20	-20	-50.00%	0	20	0%	6	20	0%	100%	0%	0%	0	0	

* - District Status: P - Provisional, T - Transitional.
** - District Officers Vacancies: DG - District Governor, 1st VDG - First Vice District Governor, 2nd VDG - Second Vice District Governor.